

# Technical data sheet



PPA  
**Elevated Post Base with 100mm Stand Off**

*The PPA is for post base installations requiring a higher standoff distance.*

## Features

### Material

- Steel S235JR according to NF EN 10025
- Hotdip galvanized according to NF EN ISO 1461

### Benefits

- No machining necessary

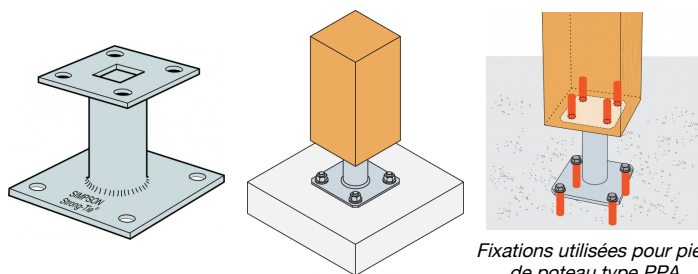
## Applications

### Header member

- **Supporting member:** solid wood, glued-laminated wood, concrete
- **Supported member:** solid wood, composite lumber, glued-laminated wood

### Applications

- Awning posts
- Pergola
- Veranda

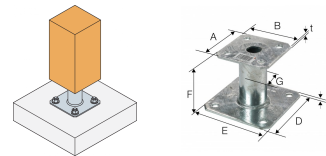


Fixations utilisées pour pied de poteau type PPA

PPA  
Elevated Post Base with 100mm Stand Off

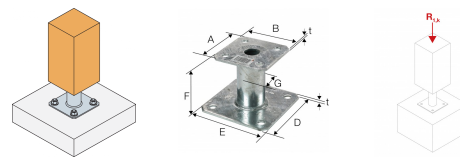
## Technical Data

### Product Dimensions



References	Product Dimensions [mm]							Top plate holes	Bottom plate holes
	A	B	D	E	F	G	t	Ø12	Ø12
PPA100	100	100	130	130	100	48.3	4	4	4

### Product simplified characteristic capacities



References	Simplified product capacities - Timber to Concrete				
	Number of Fasteners				Simplified characteristic capacities - Timber C24 [kN]
	On post		On concrete		
	Qty	Type	Qty	Type	$R_{1,k}^*$
PPA100	4	Ø10x80	4	Ø10**	85.7

\*The published characteristic capacity is based on medium term load duration and service class 3 according to EC5 (EN 1995)( $k_{mod} = 0.7$ ). For other load duration and service class, please refer to the ETA to get more accurate capacities.

\*\* Refer to the Simpson Strong-Tie anchor product range for suitable anchors. Typical anchor solutions are SET-XP and AT-HP, depending on the concrete type, spacing and edge distances.

PPA  
Elevated Post Base with 100mm Stand Off

## Installation

### Fixing

#### **On post:**

- Bolts
- LAG lag screws 10 x 80 mm

#### **On concrete:**

- *Mechanical anchor:* WA M10-78/5 pin
- *Chemical anchor:* AT-HP resin + LMAS M10-120/25 threaded rod

### Installation

**Fix to the foundation with concrete screw/mechanical anchor or resin anchor system. Fix to the post using M10 coach screws.**

- **Not recommended when the top of post/column is not restrained (e.g. fence post)**


**ATTENTION: Post with maximum cross-section 200 x 200 mm.**

**The bases are always installed in the same direction:**

- Plate 130 x 130 mm on the ground.
- Plate 100 x 100 mm fastened on the post.

**PPRC can be adjusted with a 30 mm wrench after both the plates are attached.**

**PPRIX requires the use of stainless steel fasteners.**



*Fixations utilisées pour pied de poteau type PPA*

